



Kind Little Hands

Teaching Notes



Synopsis

*Down, down, down, she fell and into the cup of two little hands.
'Hello little bee,' said Noah.*

A chance encounter sparks a heartwarming rescue mission, as a young boy, Noah, tries to revive a tired bee which he finds on the streets of a busy city. A touching, uplifting story, highlighting the importance of nature in urban settings and showing young readers how to be active citizens and caring individuals in an ever-changing world.

About the Author

Kathy Urban is a children's book writer and journalist who has reported on news, entertainment and environmental stories for more than a decade. Her books are inspired by her experiences as a parent and cherished childhood recollections of muddy forest adventures, building homes for tiny insects and a shelf filled with Astrid Lindgren books. As well as the UK, Kathy has lived in the US, Denmark, Germany, and now calls Dubai her home. Follow Kathy on Instagram @kathyurbantales, X @kathyurbantales or visit her website www.kathyurbantales.com

About the Illustrator

Sally grew up in the Highlands of Scotland, and according to her parents, her first really good drawing, at the age of four, was on the sitting-room wall. She later went on to study Illustration and Graphic Design at Edinburgh College of Art before settling in Glasgow, where she now lives with her family. Her stories and illustrations are inspired by everyday things in children's lives and the small simple world they inhabit.

Educational Applicability

Kind Little Hands is an inspirational story about a young boy who saves an exhausted bee – something that can happen in many cities around the world. With guidance from his beloved grandpa, he gently cares for the tired bee and helps it back to full health. A great conversation starter for sustainability with useful information and tips at the back by Buglife (The Invertebrate Conservation Trust), this book is a fantastic educational resource.

'A delightful read for young children ... rounded off with a series of simple practical actions that can be taken in your own space as a way of bringing the story to life.'

Paul Hetherington, Buglife - The Invertebrate Conservation Trust

Help Restore Pollinator Habitats One Book at a Time

Buglife is the only organisation in Europe that dedicates its work to the conservation of all invertebrates, including bees, butterflies, spiders and other creatures vital to maintain our ecosystem. Buglife is spearheading the 'B-lines' recovery network, which aims to reconnect isolated wildflower-rich habitats in urban and rural areas to help pollinators roam more freely.

A proportion of the sales will go towards Buglife's conservation work to restore and create new wildflower habitats, equivalent to the size of this book.

For more info and teaching resources about bees, scan the code to the right or visit buglife.org.uk



Written by

Kathy Urban

Illustrated by

Sally Garland

Published by

Little Steps Publishing



Discussion Topics

Read the book together, asking questions throughout.

1. Look at the cover of the book together. What do you think the story might be about?
2. Who is speaking on the first spread of the story?
3. What do you know about bees? Do you agree with Noah that bees don't live in apartments? Where do they live?
4. What is Grandpa's plan? Does it work?
5. Why do you think Grandpa prepares the special meal for the bee?
6. What is Grandpa's book about? Do you agree with his statement, 'Reading makes the waiting easier.'?
7. What does the bee eventually do?
8. What do you think the bee sees on its way home? What are all the children doing? Have you done any of these things? See activity - Create a Wall of Kindness
9. What's Noah's idea? What do you think about it?
10. Read the facts on the last spread. Did you know any of them?
11. What do you think about the things you can do to help bees carry out their job safely? Are you going to do any of them?
12. What do you think about this story? What sort of message is being given?
13. What did the children think of the book? If they liked it, why did they like it? What was their favourite part?



Create a Wall of Kindness

The book features a list of actions that can be taken to help create a pollinator-friendly environment. But there are even more examples of kind actions that can be found in the book. The illustrations show children cleaning up rubbish, donating books to a library, recycling old items, installing a bird house, creating a wall of kindness, to name a few. Noah gets inspired by seeing these actions to do more and decides to plant seeds around town to help grow a bee corridor.

Cut out the below template or draw a silhouette around your hand and then add in one kind action that you have either taken or intend to take. After everyone in your class has done this, the teacher can display them on the wall.



Wordsearch Activity

Can you find all the words in the *Kind Little Hands* wordsearch?

Name:

Class:

Date:

word search

KIND LITTLE HANDS

G B R N O N O O Y M N
S U H N S Y P M T O A
S M H T S G A E I L A
D B L A M R P T C A A
N L D E O E A S A P E
A E T N S N R Y I D A
H B L D I E T S S N B
N E E L W K M O E A L
P E L O O D E C E R W
S O L D C P N E R G T
P F H A B I T A T E I

APARTMENT
BEE
BUMBLEBEE
CITY
ECOSYSTEM
ENERGY

FLOWERS
GRANDPA
HABITAT
HANDS
KIND
NOAH

POLLEN
POLLINATION
SEEDS
TREES



Answer Sheet

word search

KIND LITTLE HANDS

G B R N O N O O Y M N
S U H N S Y P M T O A
S M H T S G A E I L A
D B L A M R P T C A A
N L D E O E A S A P E
A E T N S N R Y I D A
H B L D I E T S S N B
N E E L W K M O E A L
P E L O O D E C E R W
S O L D C P N E R G T
P F H A B I T A T E I

APARTMENT
BEE
BUMBLEBEE
CITY
ECOSYSTEM
ENERGY


FLOWERS
GRANDPA
HABITAT
HANDS
KIND
NOAH

POLLEN
POLLINATION
SEEDS
TREES




A-MAZE-ING Bumblebee

Can you help bumblebee feel better with Grandpa's special meal?



Drawing Activity

Design and draw an ideal and biodiverse habitat to support bees and other pollinators in your local community, including nesting sites and foraging opportunities. You can use your home or school as inspiration. Top tip: lots of colourful flowers and small nesting sites for different bee species are a good idea!




Bee-Friendly Invitations



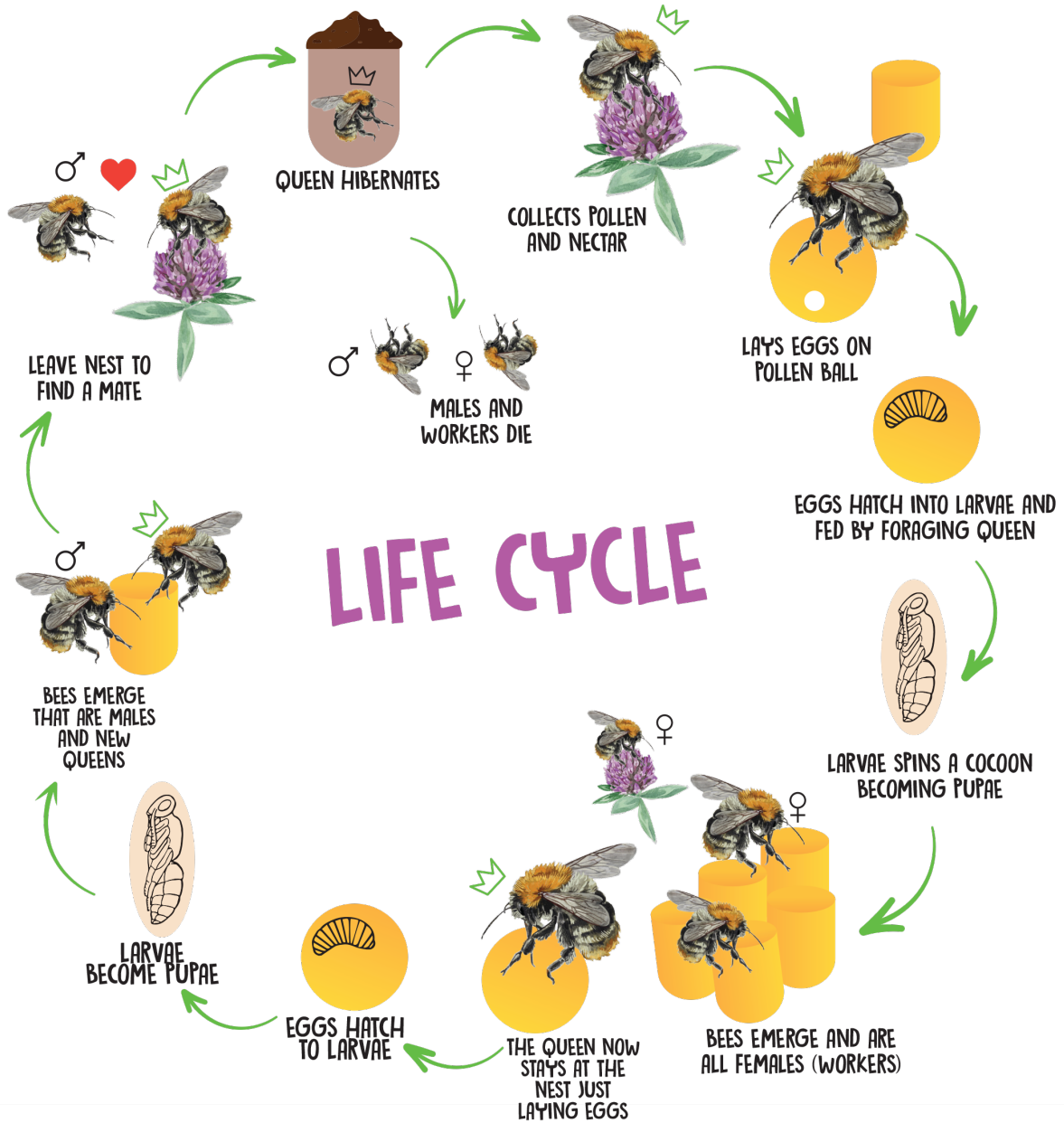
Design an invitation to invite your friends round for a bee-themed, pollinator-friendly party! Think about the dress code and what food and drink to have! Perhaps you could give away seeds in the party bags!

Natural Wonders Collage

Collect natural items from a nature walk, for example, interesting leaves, bark, twigs, flowers, grass ... and create a pretty collage in the space below. Use a glue stick but always ask an adult to help you.



Bumblebee life cycle

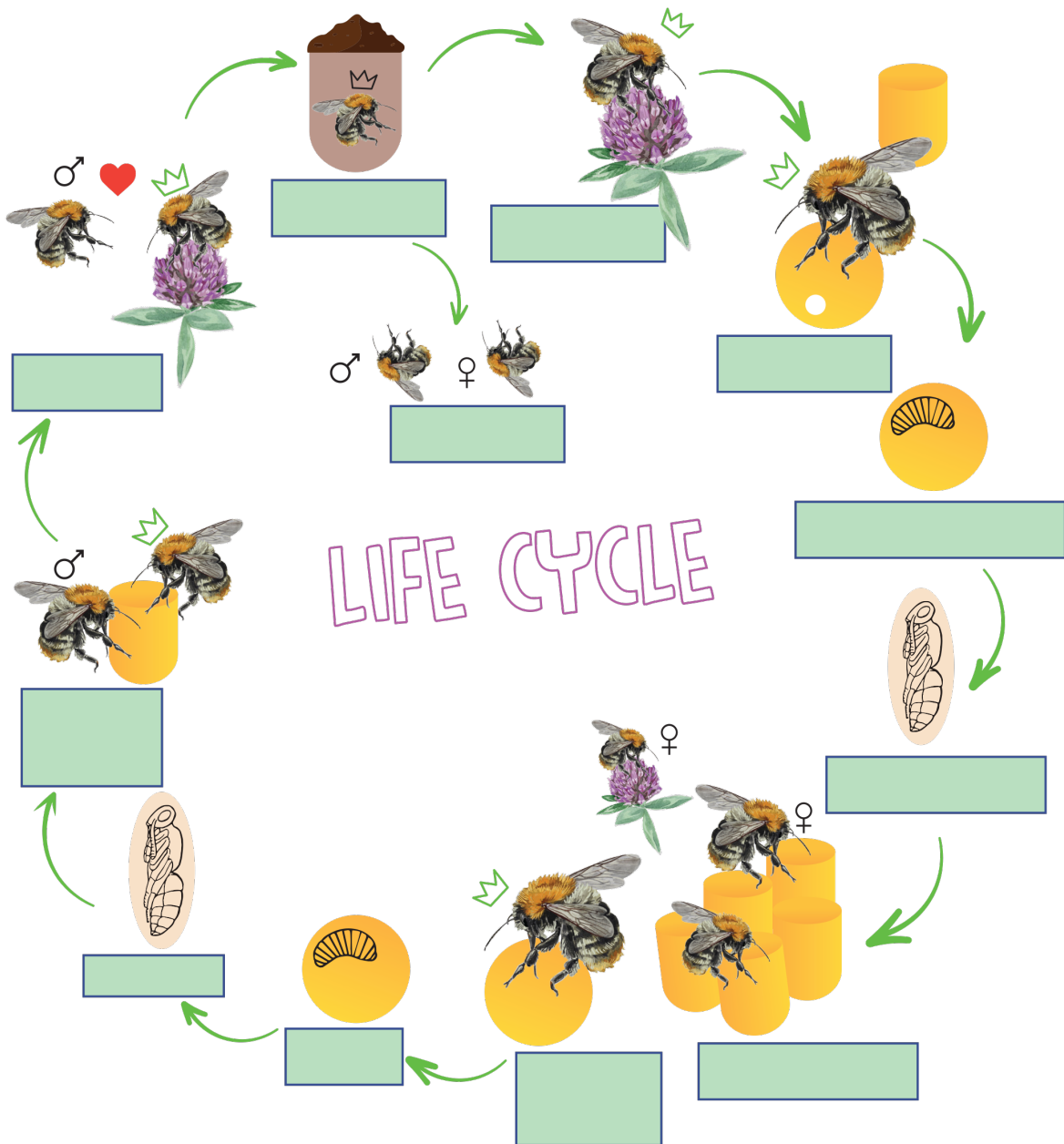


Bumblebee

Name

Date

Fill in the blank boxes of the bumblebee's life cycle



Why Pollination is the Bee's Knees

A Balanced Meal

Draw your favourite balanced meal with three snacks, one healthy, savoury and sweet. Write out your list of ingredients. Then, cross off the ingredients which depend on pollinators and redraw your favourite meal without these.

Favourite Meal

Healthy

Savoury

Sweet

What is left

Healthy

Savoury

Sweet

SHOPPING LIST

- 1 _____
- 2 _____
- 3 _____
- 4 _____
- 5 _____
- 6 _____
- 7 _____
- 8 _____
- 9 _____
- 10 _____
- 11 _____
- 12 _____
- 13 _____
- 14 _____
- 15 _____
- 16 _____
- 17 _____
- 18 _____
- 19 _____
- 20 _____


1 IN 3 MOUTHFULS OF
OUR FOOD DEPENDS ON
POLINATORS

Why Pollination is the Bee's Knees

Here's a list of common ingredients that are insect pollinated:

FRUITS

- Apples
- Apricots
- Avocado
- Bananas
- Blackberries
- Blueberries
- Cherries
- Cucumber
- Grapes
- Kiwis
- Mango
- Melon
- Olives
- Passionfruit
- Peaches
- Pears
- Plums
- Raspberries
- Tomatoes



VEGETABLES

- Broccoli
- Carrots
- Peas
- Potatoes
- Pumpkins
- Turnips



NUTS AND SEEDS

- Almonds
- Cashews
- Coconuts
- Macadamia nuts
- Peanuts
- Sesame Seeds
- Sunflower Seeds

OTHER

- Baked Beans
- Chocolate
- Soy Beans
- Sugar
- Vanilla



Please share your work with us @littlestepspublishinguk

Do you want to receive regular teachers' resources, and news on our latest releases, competitions and author events?

Sign up to our educational newsletter!



HONEY BEE



Bees need
our
HELP

